

# STX<sup>2</sup> Series Truck Augers



# STX<sup>2</sup> Truck Auger

STX<sup>2</sup> 80 | up to 3,500 bph | 31'- 51' lengths  
STX<sup>2</sup> 100 | up to 5,500 bph | 31'- 51' lengths

Westfield's redesigned truck auger has been engineered to withstand the demands of farming today. The STX<sup>2</sup> was built for durability, longevity and capacity. With the STX<sup>2</sup>, you'll get the job done fast.



## Durable – Built to Last Long

The STX<sup>2</sup> features 12-gauge tubing on the 10" model, a heavy-duty motor mount designed to handle high horsepower, heavy auger engines, giving you the flexibility to use the engine you want. Like all Westfield augers, the flighting includes Wear Edge Technology™, which provides an extra layer of steel welded to the edge at critical wear points. The purpose-built hose routing provides a cleaner sleeker look and protects the hoses from the elements and the powder coat paint protects and provides a long lasting durable finish. Heavy-duty hardened steel sprockets and high speed roller chain are sized to match auger length and diameter. A lubricated upper drive extends the life of sprockets and drive chain. The 10" models use square, one-bolt flight connections to ensure the flighting maintains proper alignment for smooth operation.

## Fast – Designed for High Capacity

The STX<sup>2</sup> uses double banded belts that are molded together as one to transfer maximum power from the engine to the gearboxes to maintain consistent speed when the auger is running. To ensure optimal performance is achieved with longer units, the 10" in 46' and 51' lengths use triple banded belts.

## Simple - Developed for Ease-Of-Use

Westfield's STX<sup>2</sup> is designed with end users in mind. The self-leveling motor maintains proper tension at all heights, so there is no need to reset the belt tension once the auger is raised into position to provide better traction. Less slippage means you can get the job done faster. The electric clutch with remote allows you to start and stop the auger without shutting down gas engine drives.



## Low Maintenance – Work More, Worry Less

The drive shaft bearings are constructed of durable oil impregnated hardwood for long, quiet operation and can be easily replaced if needed without disassembling the drive shaft. The bearing brackets are factory jig welded to ensure precise alignment. The chain tensioner on the top drive can be easily adjusted and provides consistent chain drive tension, helping to prolong the life of the chain.

## Convenient – Easy To Transport

The STX<sup>2</sup> features a quick detach tow hitch that can be stored on the auger so it's ready to go when you need it. Moving around the yard is easy with the optional Heavy-duty mover kit.


## Extended Warranty

Westfield is committed to providing quality products. To ensure your STX<sup>2</sup> is ready when you need it, Westfield has extended their program to 2 years limited warranty.

# Options & Accessories

## Heavy-Duty Mover

The optional self-propelled, heavy-duty mover kit features four-wheel steering and rugged all terrain tires. The controls and steering are conveniently mounted to the side for easy access. The heavy-duty mover kit maneuvers the auger over rough terrain with ease using the manual or hydraulic joystick steering. A standard mover kit is also available.





## Steel Intake Hopper

The steel intake hopper is self-leveling and has a tapered transition that works with the flighting to direct the flow of grain from the hopper into the auger. The steel intake hopper has a removable access plate for easy cleanout and the flighting features Wear Edge Technology™. The steel intake hopper comes complete with a tow hitch. An optional wheel kit is available and allows the height to be adjusted for positioning.



## LED Working Lights

LED working lights are mounted to the auger to provide extra lighting in low-light situations, allowing you to work longer when needed.



## Poly Hopper

Durable, flexible poly hoppers are available in two sizes; the regular poly hopper is ideal for 8" augers and the larger "V" hopper is available for 10" augers. Poly hoppers provide easy grain handling with minimum spillage.



## Poly Flex Spout

The durable poly flex spout features a five-section flex bucket designed to withstand the elements. Poly spouts help direct grain and prevent spillage so nothing is wasted.



## Reversing Gearbox

The reversing gearbox allows the auger to be reversed at all angles and includes the linkage and lockout for easy clean-out.

# STX<sup>2</sup>

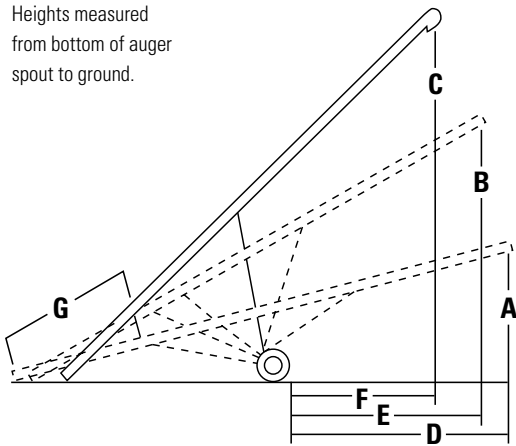
## AUGER SPECIFICATIONS


	STX <sup>2</sup> 8-31	STX <sup>2</sup> 8-36	STX <sup>2</sup> 8-41	STX <sup>2</sup> 8-46	STX <sup>2</sup> 8-51	STX <sup>2</sup> 10-31	STX <sup>2</sup> 10-36	STX <sup>2</sup> 10-41	STX <sup>2</sup> 10-46	STX <sup>2</sup> 10-51
TUBING GAUGE	14 GA					12 GA				
TUBE CONNECTORS	Heavy-duty $\frac{3}{16}$ " Angle Flange									
MAIN FLIGHTING	7" OD x 10 GA Stretched + Welded					9" OD x 7 GA Stretched + Welded				
INTAKE FLIGHTING	10 GA Welded with Wear Edge™ Lower Pitch for High Capacity									
FLIGHTING SHAFT	High Strength 1.66" OD x 11 GA Tubing					High Strength 2" OD x 11 GA Tubing				
DRIVESHAFT	1- $\frac{1}{4}$ " OD x 11 GA Tubing									
DRIVESHAFT BEARINGS	1- $\frac{1}{4}$ " Oil Impregnated Hardwood Bearings									
TUBE TRUSSING	N/A	N/A	N/A	N/A	$\frac{5}{16}$ " Aircraft Cable	N/A	N/A	N/A	N/A	$\frac{5}{16}$ " Aircraft Cable
TRACK	High Yield 11 GA Roll Formed									
TRACK SHOE	2- $\frac{3}{4}$ " Steel Roller									
UNDERCARRIAGE	2- $\frac{1}{2}$ " Square Tubing (Upper), 3" Square Tubing (Lower)									
AXLES	2- $\frac{1}{2}$ " Square Tubing									
HUB & WHEELS	4 Bolt Agricultural Type Hubs, 15" Wheel									
LIFT CABLE	$\frac{1}{4}$ " Aircraft Type Galvanized Steel Cable									
TIRES	15 Agricultural Tires									
TOP DRIVE	#80 Roller Chain & Hardened Steel Sprockets									
TOP DRIVE BEARINGS	1- $\frac{1}{4}$ " Pillow Block									
WINCH	Reduction Geared with Automotive Brake									
GEARBOX	Formed Steel Gears with Tapered Roller Bearings									
WHEEL THREAD	96"									
GAS HORSE POWER	16	16 - 18	18 - 20	22 - 25	25 - 30	25	25 - 30	30 - 35	35 - 38	35 - 38
ELECTRIC HORSEPOWER	5	5 - 7 $\frac{1}{2}$	5 - 7 $\frac{1}{2}$	7 $\frac{1}{2}$	10 - 15	10 - 15	15	15	15	15

HEIGHT, REACH & WHEEL SPECIFICATIONS

	A	B	C	D	E	F	G
	HEIGHT LOWERED	HEIGHT HALFWAY	HEIGHT RAISED	REACH LOWERED	REACH HALFWAY	REACH RAISED	INTAKE REACH
STX <sup>2</sup> 8-31	8' 6"	13' 6"	18' 10"	12' 6"	12' 2"	11' 7"	8' 5"
STX <sup>2</sup> 8-36	9'	15' 8"	22' 1"	14' 6"	14' 1"	13' 2"	10'
STX <sup>2</sup> 8-41	8' 4"	16' 4"	24' 6"	16' 9"	16' 5"	15' 9"	12' 1"
STX <sup>2</sup> 8-46	10'	17'	26' 1"	18' 6"	18' 4"	17' 3"	14' 10"
STX <sup>2</sup> 8-51	10' 6"	19' 9"	29'	19' 3"	18' 7"	17' 7"	16' 1"
STX <sup>2</sup> 10-31	8' 6"	13' 6"	18' 10"	12' 6"	12' 2"	11' 7"	8' 7"
STX <sup>2</sup> 10-36	9'	15' 8"	22' 1"	14' 6"	14' 1"	13' 2"	10' 2"
STX <sup>2</sup> 10-41	8' 4"	16' 4"	24' 6"	16' 9"	16' 5"	15' 9"	12' 3"
STX <sup>2</sup> 10-46	10"	17"	26' 1"	18' 6"	18' 4"	17' 3"	14' 11"
STX <sup>2</sup> 10-51	10' 6"	19' 9"	29'	19' 3"	18' 7"	17' 7"	16' 3"

Heights measured from bottom of auger spout to ground.





**WESTFIELD is an AGI Brand.**

AGI is a leading provider of equipment solutions for agriculture bulk commodities including seed, fertilizer, grain, and feed systems with a growing platform in providing equipment and solutions for food processing facilities. AGI has manufacturing facilities in Canada, the United States, the United Kingdom, Brazil, South Africa and Italy and distributes its products globally.

# **AGI WESTFIELD**

Box 39, 74 Main Street, Rosenort, Manitoba, Canada R0G 1W0  
 1.866.467.7207 | [grainaugers.com](http://grainaugers.com)